

25 Automix Applicator Tips for BruxZir™ Dual Cure Resin Cement

Direction for Use **IMPORTANT: PLEASE READ**

Intended Use:

The Automix Applicator Tips are intended for use with the BruxZir Dual Cure Resin Cement to facilitate precise and efficient mixing of the components.

Direction for Use

1. Check for any damage or defects in the tips and DO NOT USE if any found.
2. Remove the cap
3. Bleed the BruxZir Dual Cure Resin Cement Automix syringe
4. Insert the auto-mixing tip into BruxZir Dual Cure Resin Cement.
5. Before use, ensure that the auto-mixing tip is securely attached to the BruxZir Dual Cure Resin Cement.
6. Dispense the desired amount of BruxZir Dual Cure Resin Cement directly into the restoration.
7. Re-cap immediately after use.
8. Store the BruxZir Dual Cure Resin Cement back in the refrigerator or in a dark area. Keep away from direct light.









Precautions:

1. Follow the instructions provided by BruxZir Dual Cure Resin Cement for proper handling, storage, and usage.
2. Use caution when attaching and detaching the auto-mixing tips to avoid damage or blockage. If any issues, replace the mixing tips with new one.
3. Maintain a clean and environment during the entire procedure to prevent any contamination.

Storage:

1. Store the auto-mixing tips in a cool and dry place, away from direct sunlight and extreme temperatures.

Symbols Glossary

Symbol	Reference No. 21 CFR Part 801, Section	Title - Symbol Description
	Sect. 801.109(b)(1)	By Prescription Only – Caution: Federal law restricts this device to sale by or on the order of a dentist or physician.
	5.1.1	Manufacturer – Indicates the medical device manufacturer.
LOT	5.1.5	Lot Number – Indicates the manufacturer's batch code so that the lot can be identified.
REF	5.1.6	Catalogue Number – Indicates the manufacturer's catalogue number so that the medical device can be identified.
	5.4.3	Consult Instructions For Use – Indicates the need for the user to consult the instructions for use.
	5.2.7	Non-sterile – Indicates a medical device that has not been subjected to a sterilization process.
	5.1.3	Date of manufacture- Indicates the date when the medical device was manufactured.
	5.1.4	Use-by date- Indicates the date after which the medical device is not to be used
	5.3.2	Keep away from sunlight-Indicates a medical device that needs protection from light sources.
	5.4.2	Do not re-use-Indicates a medical device that is intended for one single use only.



MANUFACTURED For:
Prismatik Dentalcraft, Inc.
2144 Michelson Drive • Irvine, CA 92612, USA