

INCLUSIVE® Tapered Implant System Drilling Protocol (3.2 x 11.5 mm)



Ø1.5 mm
Lance Drill



Final Drill
Soft Bone
Ø2.3/2.0 mm
Pilot Drill



Parallel
Pin










Final Drill
Dense Bone
Ø2.8/2.3 mm
Surgical Drill

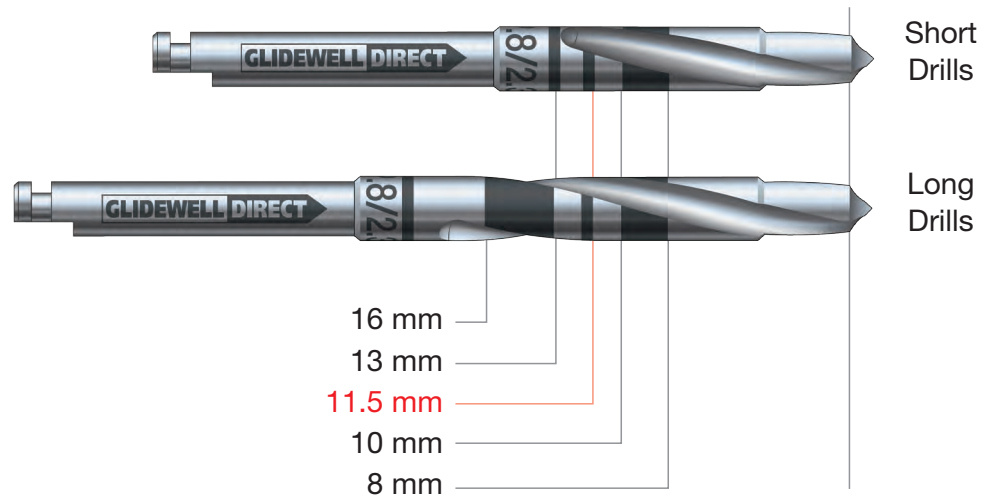


Optional
Dense Bone
Ø3.2 mm
Screw Tap



Ø3.2 x 11.5 mm
Inclusive
Tapered Implant

	DESCRIPTION	CODE	PRICE
	Lance Drill Ø1.5 mm	70-1071-SRG0030	\$35
	Pilot Drill Ø2.3/2.0 mm Long	70-1071-SRG0007	\$55
	Pilot Drill Ø2.3/2.0 mm Short	70-1071-SRG0009	\$55
	Parallel Pin	70-1071-SRG0005	\$15
	Surgical Drill Ø2.8/2.3 mm Long	70-1071-SRG0011	\$55
	Surgical Drill Ø2.8/2.3 mm Short	70-1071-SRG0013	\$55
	Screw Tap Ø3.2 mm	70-1071-SRG0154	\$55



GLIDEWELL DIRECT

CLINICAL AND LABORATORY PRODUCTS

888-303-3975 • www.inclusivedental.com

INCLUSIVE® Tapered Implant System Drilling Protocol (3.2 x 13 mm)



Ø1.5 mm
Lance Drill



Final Drill
Soft Bone
Ø2.3/2.0 mm
Pilot Drill



Parallel
Pin










Final Drill
Dense Bone
Ø2.8/2.3 mm
Surgical Drill




Optional
Dense Bone
Ø3.2 mm
Screw Tap



Ø3.2 x 13 mm
Inclusive
Tapered Implant

	DESCRIPTION	CODE	PRICE
	Lance Drill Ø1.5 mm	70-1071-SRG0030	\$35
	Pilot Drill Ø2.3/2.0 mm Long	70-1071-SRG0007	\$55
	Pilot Drill Ø2.3/2.0 mm Short	70-1071-SRG0009	\$55
	Parallel Pin	70-1071-SRG0005	\$15
	Surgical Drill Ø2.8/2.3 mm Long	70-1071-SRG0011	\$55
	Surgical Drill Ø2.8/2.3 mm Short	70-1071-SRG0013	\$55
	Screw Tap Ø3.2 mm	70-1071-SRG0154	\$55



GLIDEWELL DIRECT

CLINICAL AND LABORATORY PRODUCTS

888-303-3975 • www.inclusivedental.com

INCLUSIVE® Tapered Implant System Drilling Protocol (3.2 x 16 mm)



Ø1.5 mm
Lance Drill



Final Drill
Soft Bone
Ø2.3/2.0 mm
Pilot Drill



Parallel
Pin










Final Drill
Dense Bone
Ø2.8/2.3 mm
Surgical Drill




Optional
Dense Bone
Ø3.2 mm
Screw Tap



Ø3.2 x 16 mm
Inclusive
Tapered Implant

	DESCRIPTION	CODE	PRICE
	Lance Drill Ø1.5 mm	70-1071-SRG0030	\$35
	Pilot Drill Ø2.3/2.0 mm Long	70-1071-SRG0007	\$55
	Pilot Drill Ø2.3/2.0 mm Short	70-1071-SRG0009	\$55
	Parallel Pin	70-1071-SRG0005	\$15
	Surgical Drill Ø2.8/2.3 mm Long	70-1071-SRG0011	\$55
	Surgical Drill Ø2.8/2.3 mm Short	70-1071-SRG0013	\$55
	Screw Tap Ø3.2 mm	70-1071-SRG0154	\$55



GLIDEWELL DIRECT

CLINICAL AND LABORATORY PRODUCTS

888-303-3975 • www.inclusivedental.com


INCLUSIVE® Tapered Implant System Drilling Protocol (3.7 x 8 mm)



Ø1.5 mm
Lance Drill



Ø2.3/2.0 mm
Pilot Drill



Parallel
Pin



**Final Drill
Soft Bone**
Ø2.8/2.3 mm
Surgical Drill












**Final Drill
Dense Bone**
Ø3.4/2.8 mm
Surgical Drill

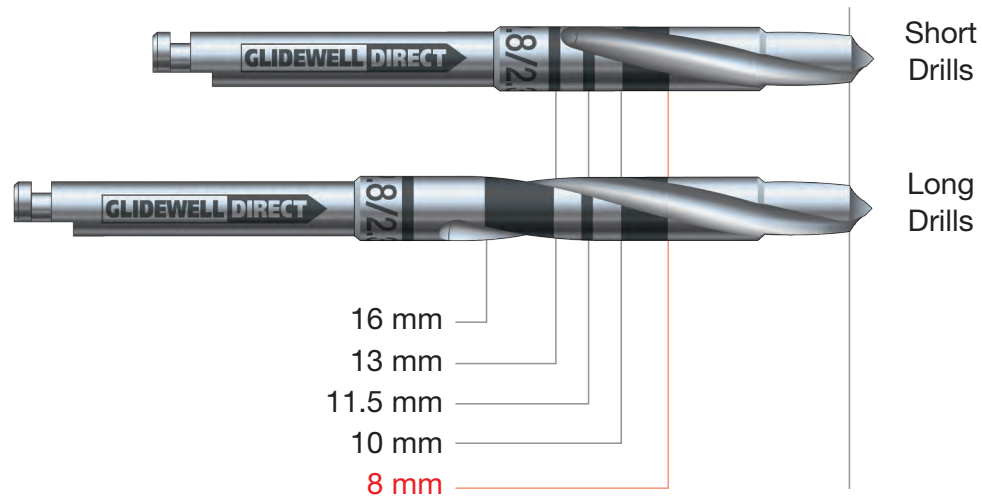


**Optional
Dense Bone**
Ø3.7 mm
Screw Tap



Ø3.7 x 8 mm
Inclusive
Tapered Implant

	DESCRIPTION	CODE	PRICE
	Lance Drill Ø1.5 mm	70-1071-SRG0030	\$35
	Pilot Drill Ø2.3/2.0 mm Long	70-1071-SRG0007	\$55
	Pilot Drill Ø2.3/2.0 mm Short	70-1071-SRG0009	\$55
	Parallel Pin	70-1071-SRG0005	\$15
	Surgical Drill Ø2.8/2.3 mm Long	70-1071-SRG0011	\$55
	Surgical Drill Ø2.8/2.3 mm Short	70-1071-SRG0013	\$55
	Surgical Drill Ø3.4/2.8 mm Long	70-1071-SRG0015	\$55
	Surgical Drill Ø3.4/2.8 mm Short	70-1071-SRG0016	\$55
	Screw Tap Ø3.7 mm	70-1071-SRG0031	\$55

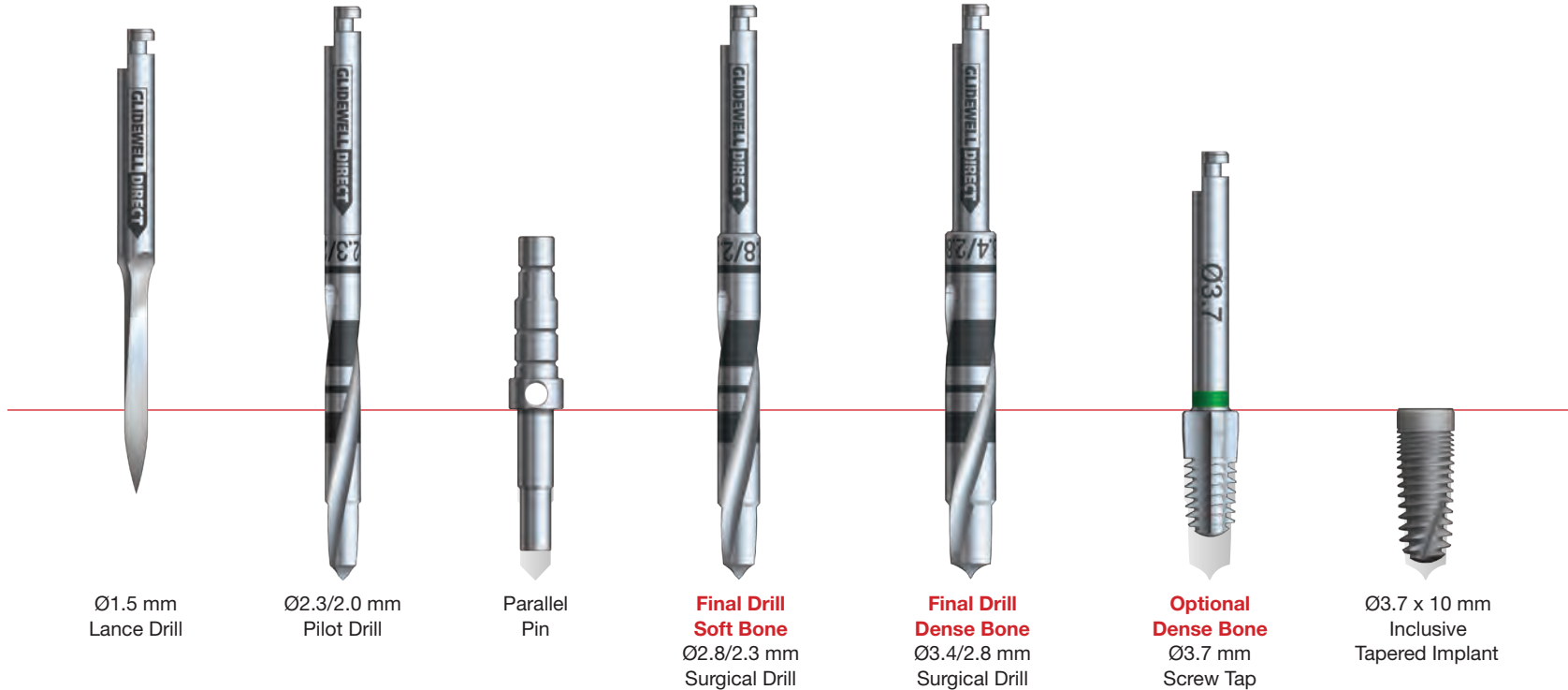











GLIDEWELL DIRECT


CLINICAL AND LABORATORY PRODUCTS

888-303-3975 • www.inclusivedental.com

INCLUSIVE™ Tapered Implant System Drilling Protocol (3.7 x 10 mm)



	DESCRIPTION	CODE	PRICE
	Lance Drill Ø1.5 mm	70-1071-SRG0030	\$35
	Pilot Drill Ø2.3/2.0 mm Long	70-1071-SRG0007	\$55
	Pilot Drill Ø2.3/2.0 mm Short	70-1071-SRG0009	\$55
	Parallel Pin	70-1071-SRG0005	\$15
	Surgical Drill Ø2.8/2.3 mm Long	70-1071-SRG0011	\$55
	Surgical Drill Ø2.8/2.3 mm Short	70-1071-SRG0013	\$55
	Surgical Drill Ø3.4/2.8 mm Long	70-1071-SRG0015	\$55
	Surgical Drill Ø3.4/2.8 mm Short	70-1071-SRG0016	\$55
	Screw Tap Ø3.7 mm	70-1071-SRG0031	\$55

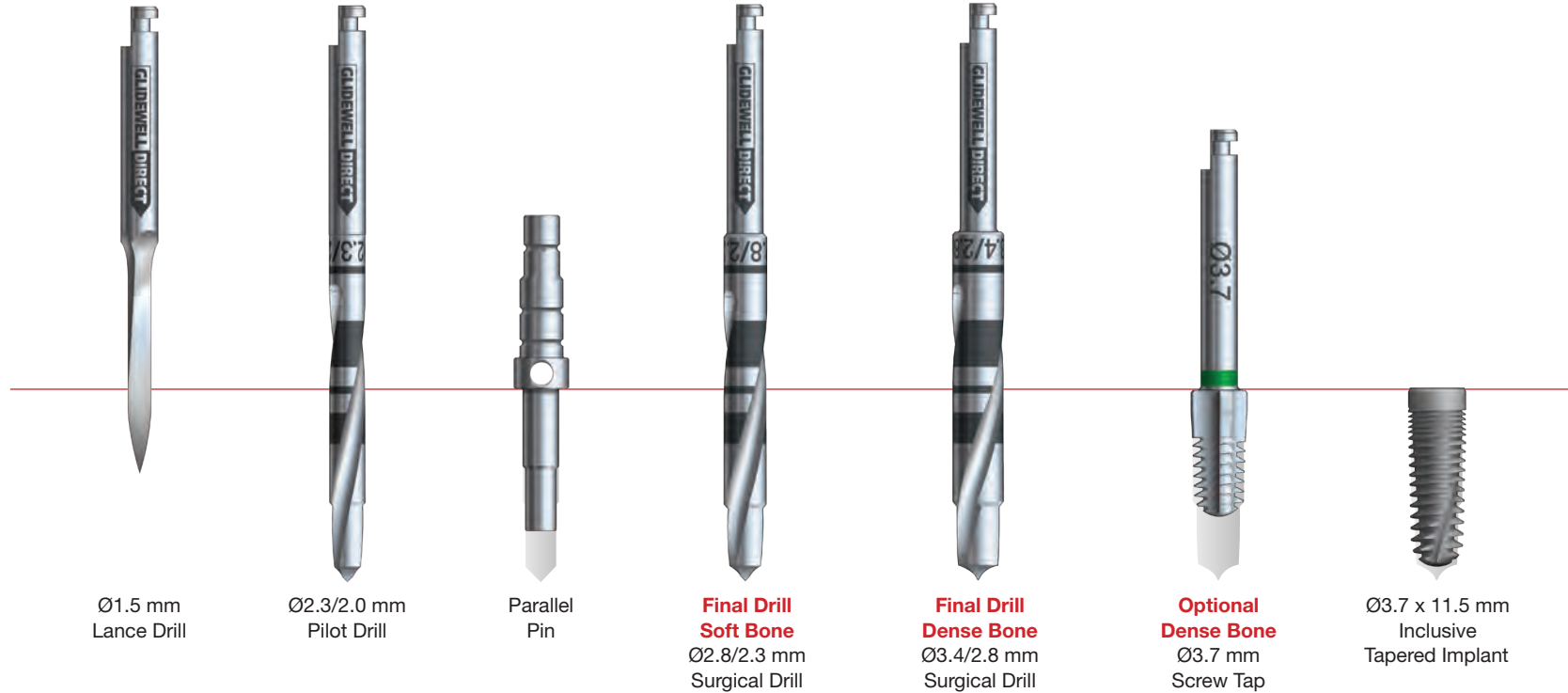











GLIDEWELL DIRECT


CLINICAL AND LABORATORY PRODUCTS

888-303-3975 • www.inclusivedental.com

INCLUSIVE® Tapered Implant System Drilling Protocol (3.7 x 11.5 mm)



	DESCRIPTION	CODE	PRICE
	Lance Drill Ø1.5 mm	70-1071-SRG0030	\$35
	Pilot Drill Ø2.3/2.0 mm Long	70-1071-SRG0007	\$55
	Pilot Drill Ø2.3/2.0 mm Short	70-1071-SRG0009	\$55
	Parallel Pin	70-1071-SRG0005	\$15
	Surgical Drill Ø2.8/2.3 mm Long	70-1071-SRG0011	\$55
	Surgical Drill Ø2.8/2.3 mm Short	70-1071-SRG0013	\$55
	Surgical Drill Ø3.4/2.8 mm Long	70-1071-SRG0015	\$55
	Surgical Drill Ø3.4/2.8 mm Short	70-1071-SRG0016	\$55
	Screw Tap Ø3.7 mm	70-1071-SRG0031	\$55

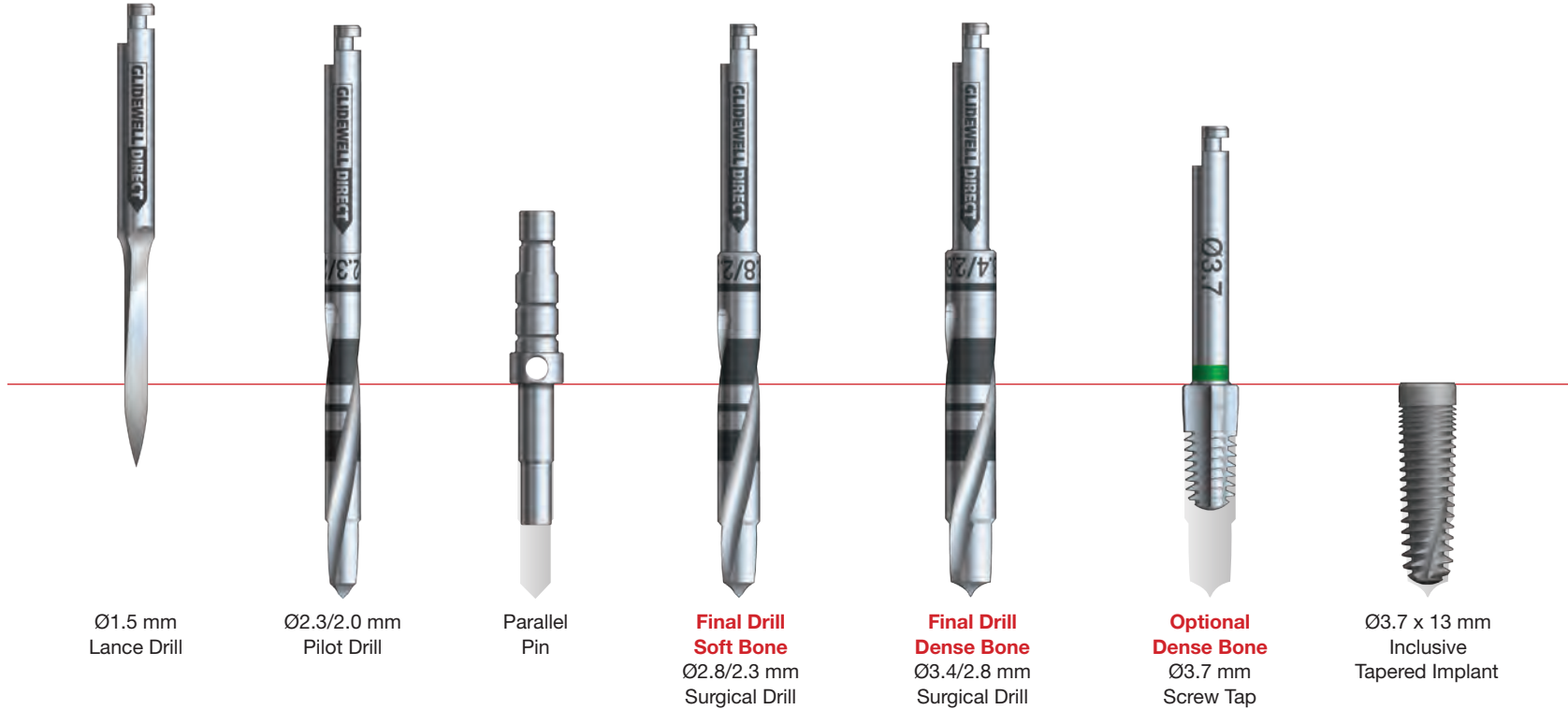











GLIDEWELL DIRECT


CLINICAL AND LABORATORY PRODUCTS

888-303-3975 • www.inclusivedental.com

INCLUSIVE® Tapered Implant System Drilling Protocol (3.7 x 13 mm)



	DESCRIPTION	CODE	PRICE
	Lance Drill Ø1.5 mm	70-1071-SRG0030	\$35
	Pilot Drill Ø2.3/2.0 mm Long	70-1071-SRG0007	\$55
	Pilot Drill Ø2.3/2.0 mm Short	70-1071-SRG0009	\$55
	Parallel Pin	70-1071-SRG0005	\$15
	Surgical Drill Ø2.8/2.3 mm Long	70-1071-SRG0011	\$55
	Surgical Drill Ø2.8/2.3 mm Short	70-1071-SRG0013	\$55
	Surgical Drill Ø3.4/2.8 mm Long	70-1071-SRG0015	\$55
	Surgical Drill Ø3.4/2.8 mm Short	70-1071-SRG0016	\$55
	Screw Tap Ø3.7 mm	70-1071-SRG0031	\$55

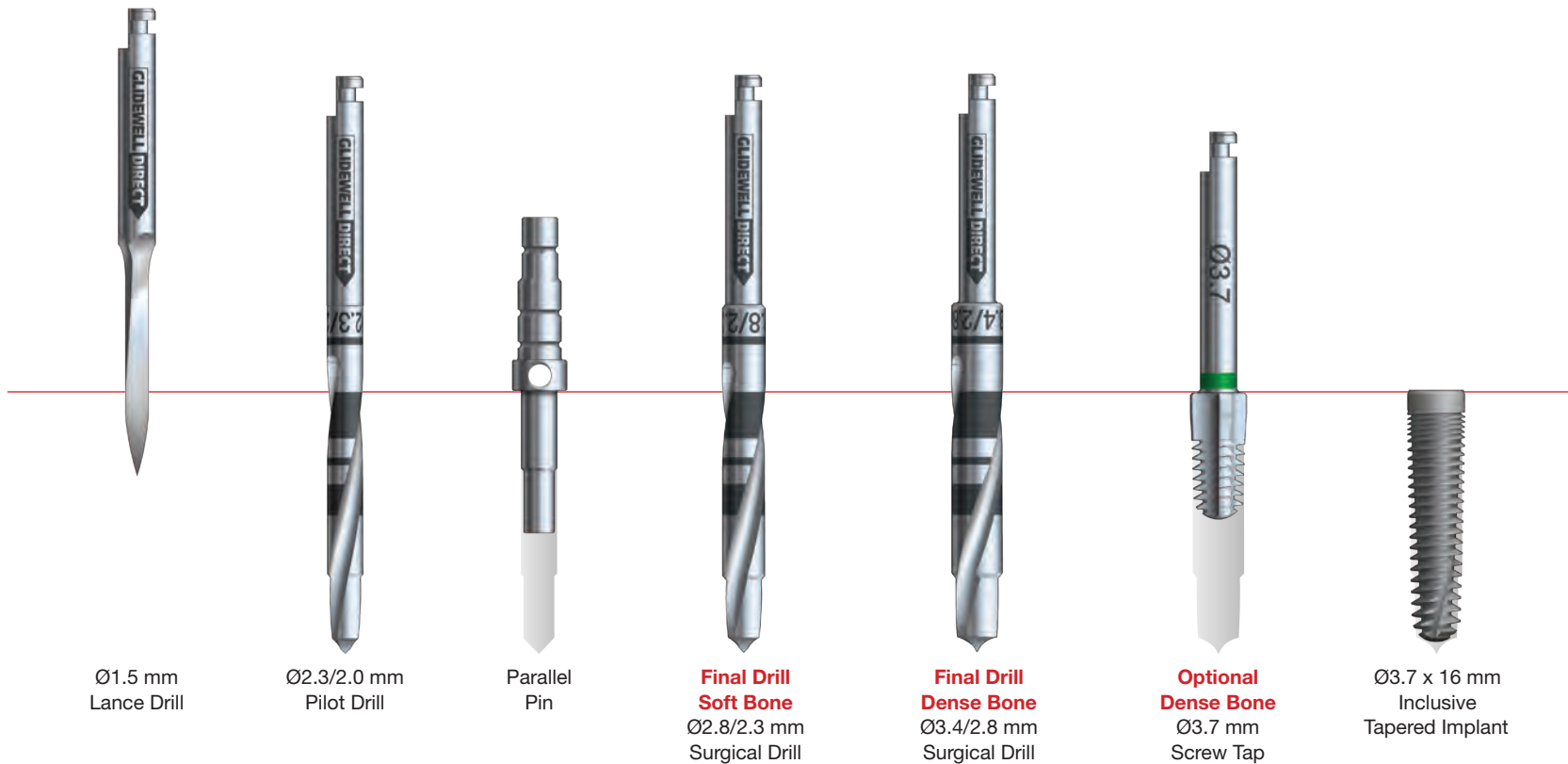











GLIDEWELL DIRECT


CLINICAL AND LABORATORY PRODUCTS

888-303-3975 • www.inclusivedental.com

INCLUSIVE® Tapered Implant System Drilling Protocol (3.7 x 16 mm)



	DESCRIPTION	CODE	PRICE
	Lance Drill Ø1.5 mm	70-1071-SRG0030	\$35
	Pilot Drill Ø2.3/2.0 mm Long	70-1071-SRG0007	\$55
	Pilot Drill Ø2.3/2.0 mm Short	70-1071-SRG0009	\$55
	Parallel Pin	70-1071-SRG0005	\$15
	Surgical Drill Ø2.8/2.3 mm Long	70-1071-SRG0011	\$55
	Surgical Drill Ø2.8/2.3 mm Short	70-1071-SRG0013	\$55
	Surgical Drill Ø3.4/2.8 mm Long	70-1071-SRG0015	\$55
	Surgical Drill Ø3.4/2.8 mm Short	70-1071-SRG0016	\$55
	Screw Tap Ø3.7 mm	70-1071-SRG0031	\$55



GLIDEWELL DIRECT

CLINICAL AND LABORATORY PRODUCTS

888-303-3975 • www.inclusivedental.com

INCLUSIVE® Tapered Implant System Drilling Protocol (4.2 x 8 mm)



Ø1.5 mm
Lance Drill



Ø2.3/2.0 mm
Pilot Drill



Parallel
Pin



Ø2.8/2.3 mm
Surgical Drill



**Final Drill
Soft Bone**
Ø3.4/2.8 mm
Surgical Drill














**Final Drill
Dense Bone**
Ø3.8/3.4 mm
Surgical Drill

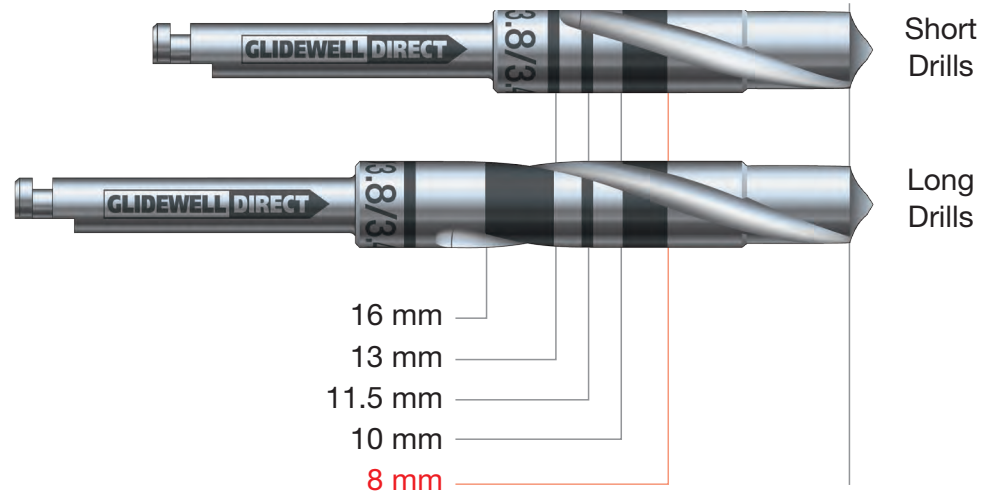


**Optional
Dense Bone**
Ø4.2 mm
Screw Tap



Ø4.2 x 8 mm
Inclusive
Tapered Implant

	DESCRIPTION	CODE	PRICE
	Lance Drill Ø1.5 mm	70-1071-SRG0030	\$35
	Pilot Drill Ø2.3/2.0 mm Long	70-1071-SRG0007	\$55
	Pilot Drill Ø2.3/2.0 mm Short	70-1071-SRG0009	\$55
	Parallel Pin	70-1071-SRG0005	\$15
	Surgical Drill Ø2.8/2.3 mm Long	70-1071-SRG0011	\$55
	Surgical Drill Ø2.8/2.3 mm Short	70-1071-SRG0013	\$55
	Surgical Drill Ø3.4/2.8 mm Long	70-1071-SRG0015	\$55
	Surgical Drill Ø3.4/2.8 mm Short	70-1071-SRG0016	\$55
	Surgical Drill Ø3.8/3.4 mm Long	70-1071-SRG0018	\$55
	Surgical Drill Ø3.8/3.4 mm Short	70-1071-SRG0020	\$55
	Screw Tap Ø4.2 mm	70-1071-SRG0152	\$55



GLIDEWELL DIRECT

CLINICAL AND LABORATORY PRODUCTS

888-303-3975 • www.inclusivedental.com

INCLUSIVE® Tapered Implant System Drilling Protocol (4.2 x 10 mm)



Ø1.5 mm
Lance Drill



Ø2.3/2.0 mm
Pilot Drill



Parallel
Pin



Ø2.8/2.3 mm
Surgical Drill



**Final Drill
Soft Bone**
Ø3.4/2.8 mm
Surgical Drill













**Final Drill
Dense Bone**
Ø3.8/3.4 mm
Surgical Drill

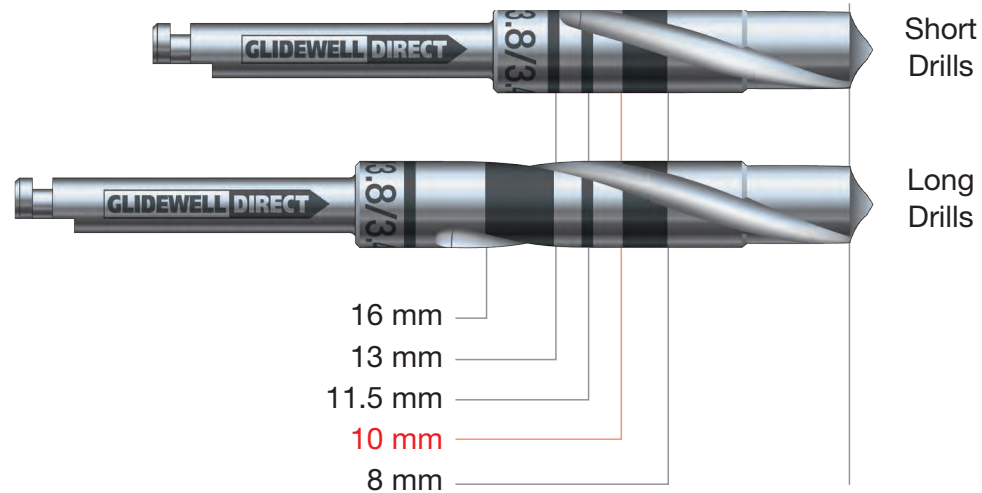


**Optional
Dense Bone**
Ø4.2 mm
Screw Tap



Ø4.2 x 10 mm
Inclusive
Tapered Implant

	DESCRIPTION	CODE	PRICE
	Lance Drill Ø1.5 mm	70-1071-SRG0030	\$35
	Pilot Drill Ø2.3/2.0 mm Long	70-1071-SRG0007	\$55
	Pilot Drill Ø2.3/2.0 mm Short	70-1071-SRG0009	\$55
	Parallel Pin	70-1071-SRG0005	\$15
	Surgical Drill Ø2.8/2.3 mm Long	70-1071-SRG0011	\$55
	Surgical Drill Ø2.8/2.3 mm Short	70-1071-SRG0013	\$55
	Surgical Drill Ø3.4/2.8 mm Long	70-1071-SRG0015	\$55
	Surgical Drill Ø3.4/2.8 mm Short	70-1071-SRG0016	\$55
	Surgical Drill Ø3.8/3.4 mm Long	70-1071-SRG0018	\$55
	Surgical Drill Ø3.8/3.4 mm Short	70-1071-SRG0020	\$55
	Screw Tap Ø4.2 mm	70-1071-SRG0152	\$55



GLIDEWELL DIRECT

CLINICAL AND LABORATORY PRODUCTS

888-303-3975 • www.inclusivedental.com

INCLUSIVE® Tapered Implant System Drilling Protocol (4.2 x 11.5 mm)



Ø1.5 mm
Lance Drill



Ø2.3/2.0 mm
Pilot Drill



Parallel
Pin



Ø2.8/2.3 mm
Surgical Drill



**Final Drill
Soft Bone**
Ø3.4/2.8 mm
Surgical Drill












**Final Drill
Dense Bone**
Ø3.8/3.4 mm
Surgical Drill

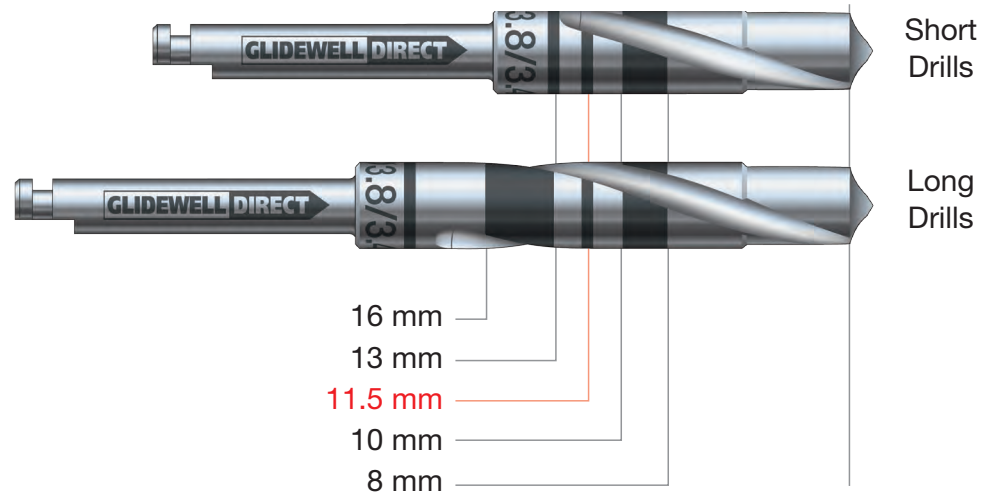


**Optional
Dense Bone**
Ø4.2 mm
Screw Tap



Ø4.2 x 11.5 mm
Inclusive
Tapered Implant

	DESCRIPTION	CODE	PRICE
	Lance Drill Ø1.5 mm	70-1071-SRG0030	\$35
	Pilot Drill Ø2.3/2.0 mm Long	70-1071-SRG0007	\$55
	Pilot Drill Ø2.3/2.0 mm Short	70-1071-SRG0009	\$55
	Parallel Pin	70-1071-SRG0005	\$15
	Surgical Drill Ø2.8/2.3 mm Long	70-1071-SRG0011	\$55
	Surgical Drill Ø2.8/2.3 mm Short	70-1071-SRG0013	\$55
	Surgical Drill Ø3.4/2.8 mm Long	70-1071-SRG0015	\$55
	Surgical Drill Ø3.4/2.8 mm Short	70-1071-SRG0016	\$55
	Surgical Drill Ø3.8/3.4 mm Long	70-1071-SRG0018	\$55
	Surgical Drill Ø3.8/3.4 mm Short	70-1071-SRG0020	\$55
	Screw Tap Ø4.2 mm	70-1071-SRG0152	\$55



GLIDEWELL DIRECT

CLINICAL AND LABORATORY PRODUCTS

888-303-3975 • www.inclusivedental.com

INCLUSIVE® Tapered Implant System Drilling Protocol (4.2 x 13 mm)



Ø1.5 mm
Lance Drill



Ø2.3/2.0 mm
Pilot Drill



Parallel
Pin



Ø2.8/2.3 mm
Surgical Drill



**Final Drill
Soft Bone**
Ø3.4/2.8 mm
Surgical Drill









**Final Drill
Dense Bone**
Ø3.8/3.4 mm
Surgical Drill

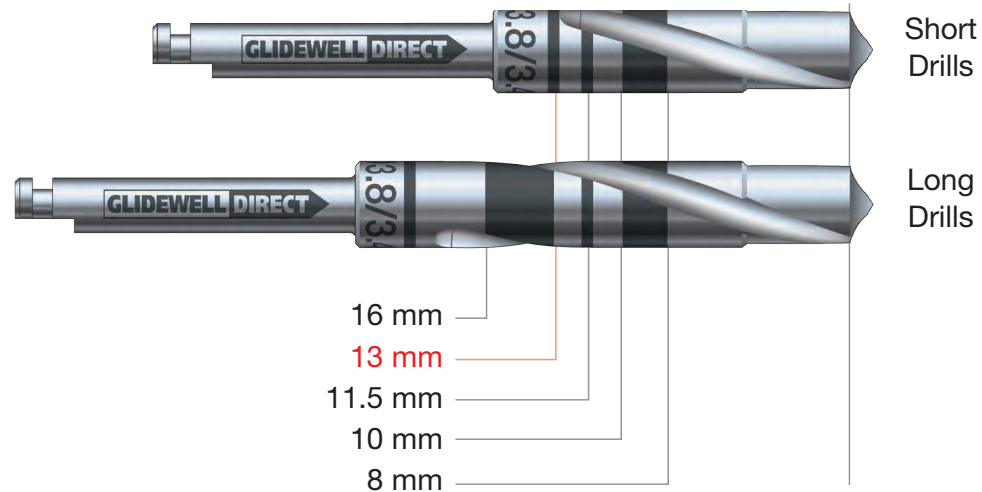


**Optional
Dense Bone**
Ø4.2 mm
Screw Tap



Ø4.2 x 13 mm
Inclusive
Tapered Implant

	DESCRIPTION	CODE	PRICE
	Lance Drill Ø1.5 mm	70-1071-SRG0030	\$35
	Pilot Drill Ø2.3/2.0 mm Long	70-1071-SRG0007	\$55
	Pilot Drill Ø2.3/2.0 mm Short	70-1071-SRG0009	\$55
	Parallel Pin	70-1071-SRG0005	\$15
	Surgical Drill Ø2.8/2.3 mm Long	70-1071-SRG0011	\$55
	Surgical Drill Ø2.8/2.3 mm Short	70-1071-SRG0013	\$55
	Surgical Drill Ø3.4/2.8 mm Long	70-1071-SRG0015	\$55
	Surgical Drill Ø3.4/2.8 mm Short	70-1071-SRG0016	\$55
	Surgical Drill Ø3.8/3.4 mm Long	70-1071-SRG0018	\$55
	Surgical Drill Ø3.8/3.4 mm Short	70-1071-SRG0020	\$55
	Screw Tap Ø4.2 mm	70-1071-SRG0152	\$55



GLIDEWELL DIRECT

CLINICAL AND LABORATORY PRODUCTS

888-303-3975 • www.inclusivedental.com

INCLUSIVE® Tapered Implant System Drilling Protocol (4.2 x 16 mm)



Ø1.5 mm
Lance Drill



Ø2.3/2.0 mm
Pilot Drill



Parallel
Pin



Ø2.8/2.3 mm
Surgical Drill



**Final Drill
Soft Bone**
Ø3.4/2.8 mm
Surgical Drill












**Final Drill
Dense Bone**
Ø3.8/3.4 mm
Surgical Drill

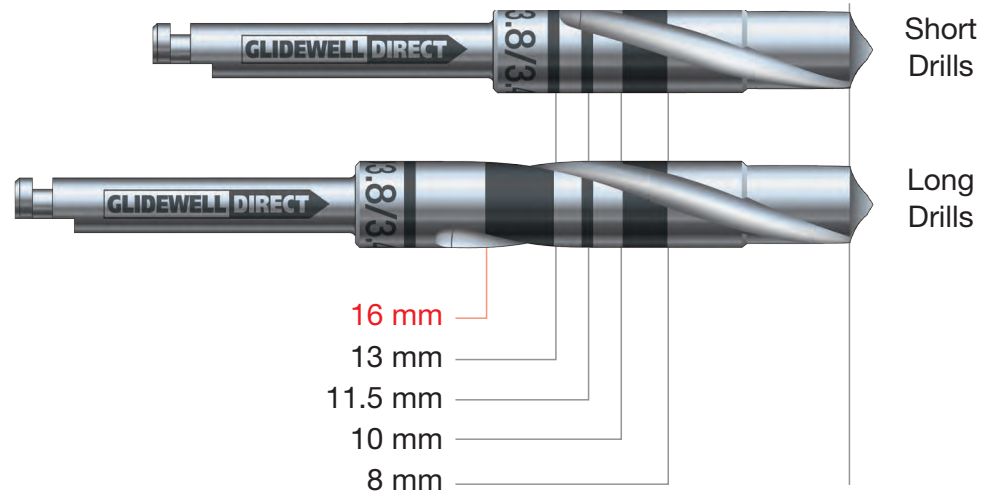


**Optional
Dense Bone**
Ø4.2 mm
Screw Tap



Ø4.2 x 16 mm
Inclusive
Tapered Implant

	DESCRIPTION	CODE	PRICE
	Lance Drill Ø1.5 mm	70-1071-SRG0030	\$35
	Pilot Drill Ø2.3/2.0 mm Long	70-1071-SRG0007	\$55
	Pilot Drill Ø2.3/2.0 mm Short	70-1071-SRG0009	\$55
	Parallel Pin	70-1071-SRG0005	\$15
	Surgical Drill Ø2.8/2.3 mm Long	70-1071-SRG0011	\$55
	Surgical Drill Ø2.8/2.3 mm Short	70-1071-SRG0013	\$55
	Surgical Drill Ø3.4/2.8 mm Long	70-1071-SRG0015	\$55
	Surgical Drill Ø3.4/2.8 mm Short	70-1071-SRG0016	\$55
	Surgical Drill Ø3.8/3.4 mm Long	70-1071-SRG0018	\$55
	Surgical Drill Ø3.8/3.4 mm Short	70-1071-SRG0020	\$55
	Screw Tap Ø4.2 mm	70-1071-SRG0152	\$55



GLIDEWELL DIRECT

CLINICAL AND LABORATORY PRODUCTS

888-303-3975 • www.inclusivedental.com

INCLUSIVE™ Tapered Implant System Drilling Protocol (4.7 x 8 mm)



Ø1.5 mm
Lance Drill



Ø2.3/2.0 mm
Pilot Drill



Parallel
Pin



Ø2.8/2.3 mm
Surgical Drill



Ø3.4/2.8 mm
Surgical Drill



**Final Drill
Soft Bone**
Ø3.8/3.4 mm
Surgical Drill















**Final Drill
Dense Bone**
Ø4.4/3.8 mm
Surgical Drill

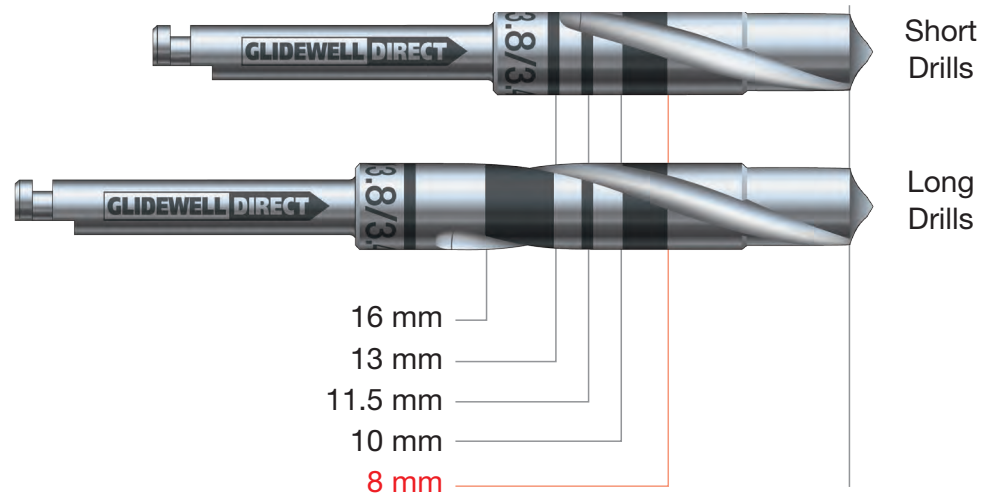


**Optional
Dense Bone**
Ø4.7 mm
Screw Tap



Ø4.7 x 8 mm
Inclusive
Tapered Implant

	DESCRIPTION	CODE	PRICE
	Lance Drill Ø1.5 mm	70-1071-SRG0030	\$35
	Pilot Drill Ø2.3/2.0 mm Long	70-1071-SRG0007	\$55
	Pilot Drill Ø2.3/2.0 mm Short	70-1071-SRG0009	\$55
	Parallel Pin	70-1071-SRG0005	\$15
	Surgical Drill Ø2.8/2.3 mm Long	70-1071-SRG0011	\$55
	Surgical Drill Ø2.8/2.3 mm Short	70-1071-SRG0013	\$55
	Surgical Drill Ø3.4/2.8 mm Long	70-1071-SRG0015	\$55
	Surgical Drill Ø3.4/2.8 mm Short	70-1071-SRG0016	\$55
	Surgical Drill Ø3.8/3.4 mm Long	70-1071-SRG0018	\$55
	Surgical Drill Ø3.8/3.4 mm Short	70-1071-SRG0020	\$55
	Surgical Drill Ø4.4/3.8 mm Long	70-1071-SRG0022	\$55
	Surgical Drill Ø4.4/3.8 mm Short	70-1071-SRG0024	\$55
	Screw Tap Ø4.7	70-1071-SRG0032	\$55



GLIDEWELL DIRECT

CLINICAL AND LABORATORY PRODUCTS

888-303-3975 • www.inclusivedental.com

INCLUSIVE™ Tapered Implant System Drilling Protocol (4.7 x 10 mm)



Ø1.5 mm
Lance Drill



Ø2.3/2.0 mm
Pilot Drill



Parallel
Pin



Ø2.8/2.3 mm
Surgical Drill



Ø3.4/2.8 mm
Surgical Drill



**Final Drill
Soft Bone**
Ø3.8/3.4 mm
Surgical Drill
















**Final Drill
Dense Bone**
Ø4.4/3.8 mm
Surgical Drill

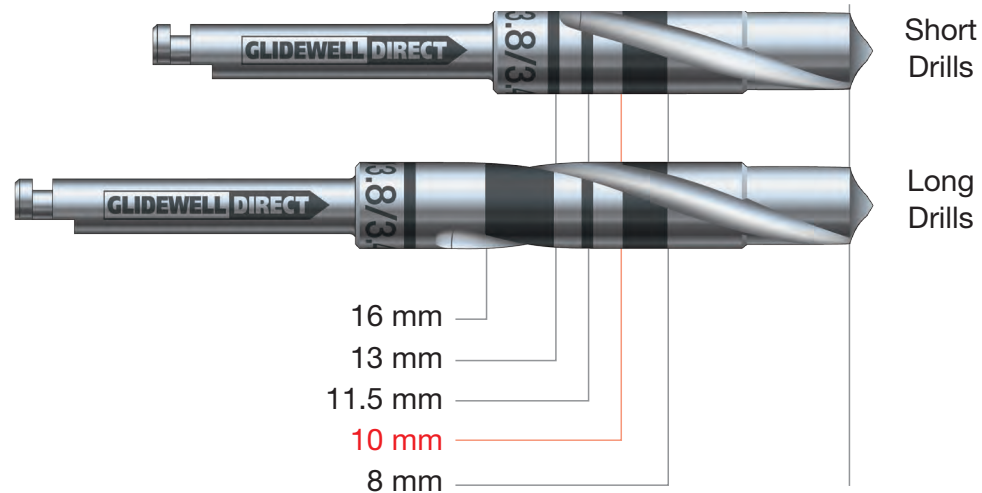


**Optional
Dense Bone**
Ø4.7 mm
Screw Tap



Ø4.7 x 10 mm
Inclusive
Tapered Implant

	DESCRIPTION	CODE	PRICE
	Lance Drill Ø1.5 mm	70-1071-SRG0030	\$35
	Pilot Drill Ø2.3/2.0 mm Long	70-1071-SRG0007	\$55
	Pilot Drill Ø2.3/2.0 mm Short	70-1071-SRG0009	\$55
	Parallel Pin	70-1071-SRG0005	\$15
	Surgical Drill Ø2.8/2.3 mm Long	70-1071-SRG0011	\$55
	Surgical Drill Ø2.8/2.3 mm Short	70-1071-SRG0013	\$55
	Surgical Drill Ø3.4/2.8 mm Long	70-1071-SRG0015	\$55
	Surgical Drill Ø3.4/2.8 mm Short	70-1071-SRG0016	\$55
	Surgical Drill Ø3.8/3.4 mm Long	70-1071-SRG0018	\$55
	Surgical Drill Ø3.8/3.4 mm Short	70-1071-SRG0020	\$55
	Surgical Drill Ø4.4/3.8 mm Long	70-1071-SRG0022	\$55
	Surgical Drill Ø4.4/3.8 mm Short	70-1071-SRG0024	\$55
	Screw Tap Ø4.7 mm	70-1071-SRG0032	\$55



GLIDEWELL DIRECT

CLINICAL AND LABORATORY PRODUCTS

888-303-3975 • www.inclusivedental.com


INCLUSIVE® Tapered Implant System Drilling Protocol (4.7 x 11.5 mm)



Ø1.5 mm
Lance Drill



Ø2.3/2.0 mm
Pilot Drill



Parallel
Pin



Ø2.8/2.3 mm
Surgical Drill



Ø3.4/2.8 mm
Surgical Drill



**Final Drill
Soft Bone**
Ø3.8/3.4 mm
Surgical Drill










**Final Drill
Dense Bone**
Ø4.3/3.8 mm
Surgical Drill

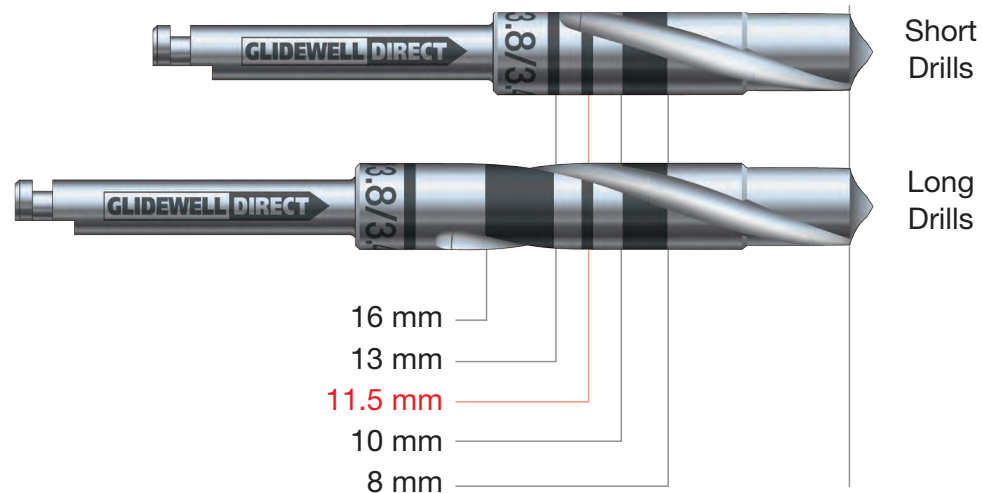


**Optional
Dense Bone**
Ø4.7 mm
Screw Tap



Ø4.7 x 11.5 mm
Inclusive
Tapered Implant

	DESCRIPTION	CODE	PRICE
	Lance Drill Ø1.5 mm	70-1071-SRG0030	\$35
	Pilot Drill Ø2.3/2.0 mm Long	70-1071-SRG0007	\$55
	Pilot Drill Ø2.3/2.0 mm Short	70-1071-SRG0009	\$55
	Parallel Pin	70-1071-SRG0005	\$15
	Surgical Drill Ø2.8/2.3 mm Long	70-1071-SRG0011	\$55
	Surgical Drill Ø2.8/2.3 mm Short	70-1071-SRG0013	\$55
	Surgical Drill Ø3.4/2.8 mm Long	70-1071-SRG0015	\$55
	Surgical Drill Ø3.4/2.8 mm Short	70-1071-SRG0016	\$55
	Surgical Drill Ø3.8/3.4 mm Long	70-1071-SRG0018	\$55
	Surgical Drill Ø3.8/3.4 mm Short	70-1071-SRG0020	\$55
	Surgical Drill Ø4.4/3.8 mm Long	70-1071-SRG0022	\$55
	Surgical Drill Ø4.4/3.8 mm Short	70-1071-SRG0024	\$55
	Screw Tap Ø4.7	70-1071-SRG0032	\$55



GLIDEWELL DIRECT

CLINICAL AND LABORATORY PRODUCTS

888-303-3975 • www.inclusivedental.com

INCLUSIVE™ Tapered Implant System Drilling Protocol (4.7 x 13 mm)



Ø1.5 mm
Lance Drill



Ø2.3/2.0 mm
Pilot Drill



Parallel
Pin



Ø2.8/2.3 mm
Surgical Drill



Ø3.4/2.8 mm
Surgical Drill



**Final Drill
Soft Bone**
Ø3.8/3.4 mm
Surgical Drill
















**Final Drill
Dense Bone**
Ø4.4/3.8 mm
Surgical Drill

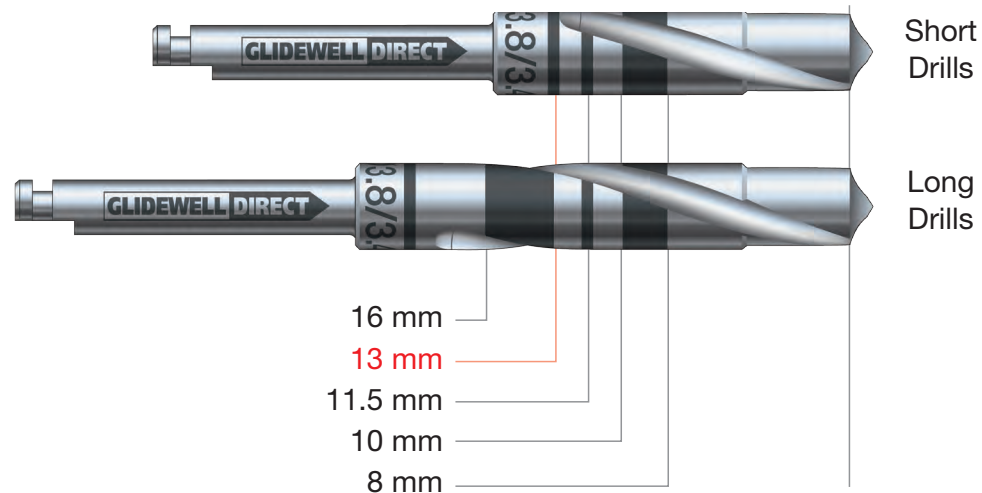


**Optional
Dense Bone**
Ø4.7 mm
Screw Tap



Ø4.7 x 13 mm
Inclusive
Tapered Implant

	DESCRIPTION	CODE	PRICE
	Lance Drill Ø1.5 mm	70-1071-SRG0030	\$35
	Pilot Drill Ø2.3/2.0 mm Long	70-1071-SRG0007	\$55
	Pilot Drill Ø2.3/2.0 mm Short	70-1071-SRG0009	\$55
	Parallel Pin	70-1071-SRG0005	\$15
	Surgical Drill Ø2.8/2.3 mm Long	70-1071-SRG0011	\$55
	Surgical Drill Ø2.8/2.3 mm Short	70-1071-SRG0013	\$55
	Surgical Drill Ø3.4/2.8 mm Long	70-1071-SRG0015	\$55
	Surgical Drill Ø3.4/2.8 mm Short	70-1071-SRG0016	\$55
	Surgical Drill Ø3.8/3.4 mm Long	70-1071-SRG0018	\$55
	Surgical Drill Ø3.8/3.4 mm Short	70-1071-SRG0020	\$55
	Surgical Drill Ø4.4/3.8 mm Long	70-1071-SRG0022	\$55
	Surgical Drill Ø4.4/3.8 mm Short	70-1071-SRG0024	\$55
	Screw Tap Ø4.7 mm	70-1071-SRG0032	\$55



GLIDEWELL DIRECT

CLINICAL AND LABORATORY PRODUCTS

888-303-3975 • www.inclusivedental.com

INCLUSIVE™ Tapered Implant System Drilling Protocol (4.7 x 16 mm)



Ø1.5 mm
Lance Drill



Ø2.3/2.0 mm
Pilot Drill



Parallel
Pin



Ø2.8/2.3 mm
Surgical Drill



Ø3.4/2.8 mm
Surgical Drill



**Final Drill
Soft Bone**
Ø3.8/3.4 mm
Surgical Drill






**Final Drill
Dense Bone**
Ø4.4/3.8 mm
Surgical Drill

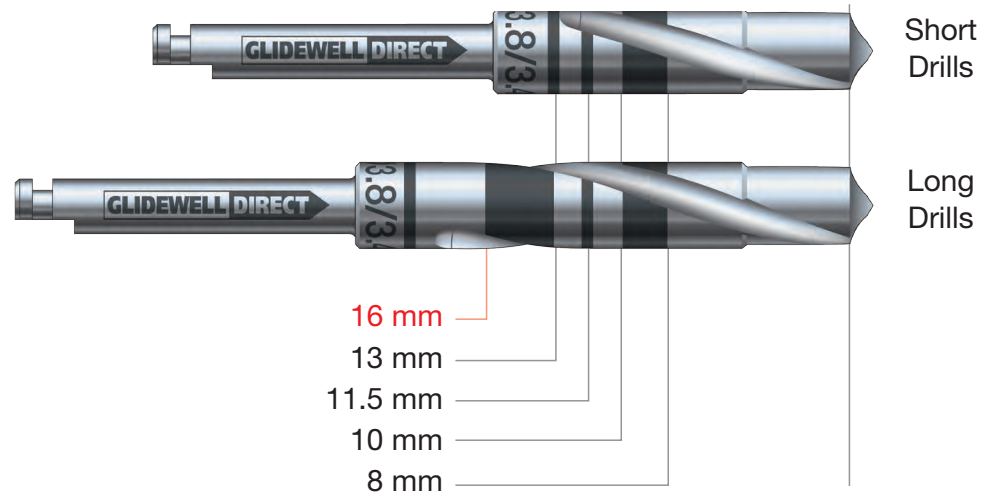


**Optional
Dense Bone**
Ø4.7 mm
Screw Tap



Ø4.7 x 16 mm
Inclusive
Tapered Implant

	DESCRIPTION	CODE	PRICE
	Lance Drill Ø1.5 mm	70-1071-SRG0030	\$35
	Pilot Drill Ø2.3/2.0 mm Long	70-1071-SRG0007	\$55
	Pilot Drill Ø2.3/2.0 mm Short	70-1071-SRG0009	\$55
	Parallel Pin	70-1071-SRG0005	\$15
	Surgical Drill Ø2.8/2.3 mm Long	70-1071-SRG0011	\$55
	Surgical Drill Ø2.8/2.3 mm Short	70-1071-SRG0013	\$55
	Surgical Drill Ø3.4/2.8 mm Long	70-1071-SRG0015	\$55
	Surgical Drill Ø3.4/2.8 mm Short	70-1071-SRG0016	\$55
	Surgical Drill Ø3.8/3.4 mm Long	70-1071-SRG0018	\$55
	Surgical Drill Ø3.8/3.4 mm Short	70-1071-SRG0020	\$55
	Surgical Drill Ø4.4/3.8 mm Long	70-1071-SRG0022	\$55
	Surgical Drill Ø4.4/3.8 mm Short	70-1071-SRG0024	\$55
	Screw Tap Ø4.7 mm	70-1071-SRG0032	\$55



GLIDEWELL DIRECT

CLINICAL AND LABORATORY PRODUCTS

888-303-3975 • www.inclusivedental.com

INCLUSIVE® Tapered Implant System Drilling Protocol (5.2 x 8 mm)



Ø1.5 mm
Lance Drill



Ø2.3/2.0 mm
Pilot Drill



Parallel
Pin



Ø2.8/2.3 mm
Surgical Drill



Ø3.4/2.8 mm
Surgical Drill



Ø3.8/3.4 mm
Surgical Drill



**Final Drill
Soft Bone**
Ø4.4/3.8 mm
Surgical Drill


















**Final Drill
Dense Bone**
Ø4.9/4.4 mm
Surgical Drill

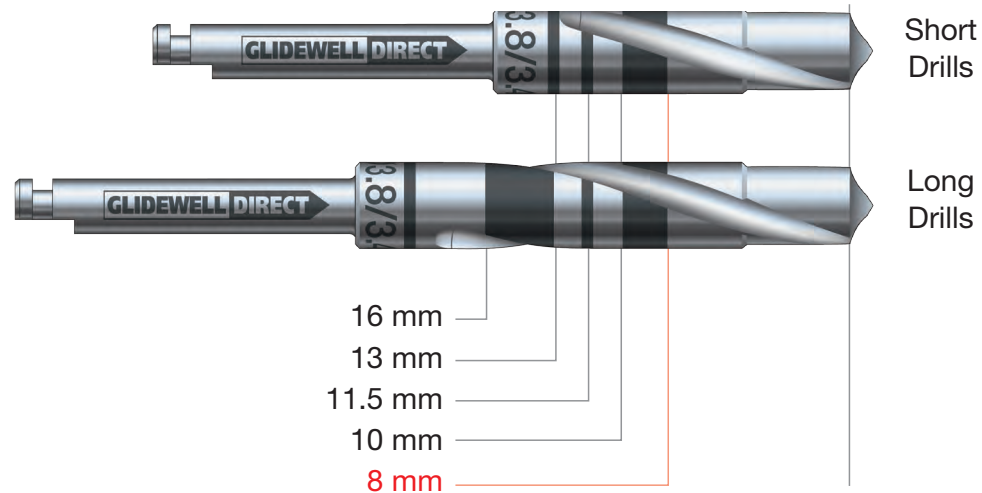


**Optional
Dense Bone**
Ø5.2 mm
Screw Tap



Ø5.2 x 8 mm
Inclusive
Tapered Implant

	DESCRIPTION	CODE	PRICE
	Lance Drill Ø1.5 mm	70-1071-SRG0030	\$35
	Pilot Drill Ø2.3/2.0 mm Long	70-1071-SRG0007	\$55
	Pilot Drill Ø2.3/2.0 mm Short	70-1071-SRG0009	\$55
	Parallel Pin	70-1071-SRG0005	\$15
	Surgical Drill Ø2.8/2.3 mm Long	70-1071-SRG0011	\$55
	Surgical Drill Ø2.8/2.3 mm Short	70-1071-SRG0013	\$55
	Surgical Drill Ø3.4/2.8 mm Long	70-1071-SRG0015	\$55
	Surgical Drill Ø3.4/2.8 mm Short	70-1071-SRG0016	\$55
	Surgical Drill Ø3.8/3.4 mm Long	70-1071-SRG0018	\$55
	Surgical Drill Ø3.8/3.4 mm Short	70-1071-SRG0020	\$55
	Surgical Drill Ø4.4/3.8 mm Long	70-1071-SRG0022	\$55
	Surgical Drill Ø4.4/3.8 mm Short	70-1071-SRG0024	\$55
	Surgical Drill Ø4.9/4.4 mm Long	70-1071-SRG0026	\$55
	Surgical Drill Ø4.9/4.4 mm Short	70-1071-SRG0028	\$55
	Screw Tap Ø5.2 mm	70-1071-SRG0033	\$55



GLIDEWELL DIRECT

CLINICAL AND LABORATORY PRODUCTS

888-303-3975 • www.inclusivedental.com


INCLUSIVE® Tapered Implant System Drilling Protocol (5.2 x 10 mm)



Ø1.5 mm
Lance Drill



Ø2.3/2.0 mm
Pilot Drill



Parallel
Pin



Ø2.8/2.3 mm
Surgical Drill



Ø3.4/2.8 mm
Surgical Drill



Ø3.8/3.4 mm
Surgical Drill



**Final Drill
Soft Bone**
Ø4.4/3.8 mm
Surgical Drill


















**Final Drill
Dense Bone**
Ø4.9/4.4 mm
Surgical Drill

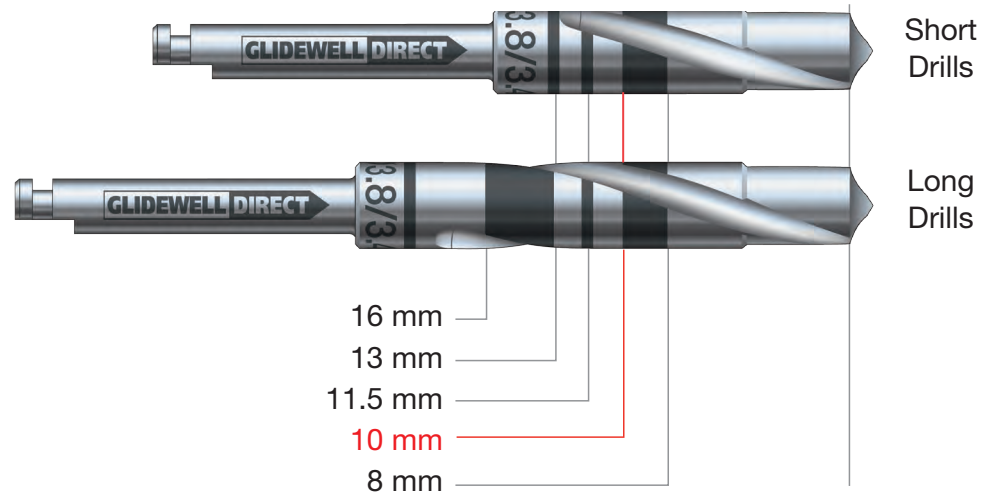


**Optional
Dense Bone**
Ø5.2 mm
Screw Tap



Ø5.2 x 10 mm
Inclusive
Tapered Implant

	DESCRIPTION	CODE	PRICE
	Lance Drill Ø1.5 mm	70-1071-SRG0030	\$35
	Pilot Drill Ø2.3/2.0 mm Long	70-1071-SRG0007	\$55
	Pilot Drill Ø2.3/2.0 mm Short	70-1071-SRG0009	\$55
	Parallel Pin	70-1071-SRG0005	\$15
	Surgical Drill Ø2.8/2.3 mm Long	70-1071-SRG0011	\$55
	Surgical Drill Ø2.8/2.3 mm Short	70-1071-SRG0013	\$55
	Surgical Drill Ø3.4/2.8 mm Long	70-1071-SRG0015	\$55
	Surgical Drill Ø3.4/2.8 mm Short	70-1071-SRG0016	\$55
	Surgical Drill Ø3.8/3.4 mm Long	70-1071-SRG0018	\$55
	Surgical Drill Ø3.8/3.4 mm Short	70-1071-SRG0020	\$55
	Surgical Drill Ø4.4/3.8 mm Long	70-1071-SRG0022	\$55
	Surgical Drill Ø4.4/3.8 mm Short	70-1071-SRG0024	\$55
	Surgical Drill Ø4.9/4.4 mm Long	70-1071-SRG0026	\$55
	Surgical Drill Ø4.9/4.4 mm Short	70-1071-SRG0028	\$55
	Screw Tap Ø5.2 mm	70-1071-SRG0033	\$55



GLIDEWELL DIRECT

CLINICAL AND LABORATORY PRODUCTS

888-303-3975 • www.inclusivedental.com

INCLUSIVE® Tapered Implant System Drilling Protocol (5.2 x 11.5 mm)



Ø1.5 mm
Lance Drill



Ø2.3/2.0 mm
Pilot Drill



Parallel
Pin



Ø2.8/2.3 mm
Surgical Drill



Ø3.4/2.8 mm
Surgical Drill



Ø3.8/3.4 mm
Surgical Drill



**Final Drill
Soft Bone**
Ø4.4/3.8 mm
Surgical Drill


















**Final Drill
Dense Bone**
Ø4.9/4.4 mm
Surgical Drill

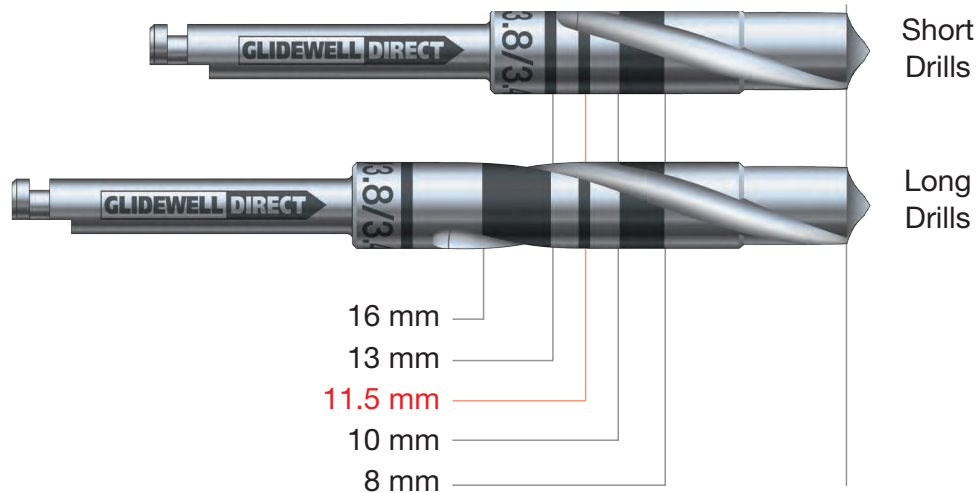


**Optional
Dense Bone**
Ø5.2 mm
Screw Tap



Ø5.2 x 11.5 mm
Inclusive
Tapered Implant

	DESCRIPTION	CODE	PRICE
	Lance Drill Ø1.5 mm	70-1071-SRG0030	\$35
	Pilot Drill Ø2.3/2.0 mm Long	70-1071-SRG0007	\$55
	Pilot Drill Ø2.3/2.0 mm Short	70-1071-SRG0009	\$55
	Parallel Pin	70-1071-SRG0005	\$15
	Surgical Drill Ø2.8/2.3 mm Long	70-1071-SRG0011	\$55
	Surgical Drill Ø2.8/2.3 mm Short	70-1071-SRG0013	\$55
	Surgical Drill Ø3.4/2.8 mm Long	70-1071-SRG0015	\$55
	Surgical Drill Ø3.4/2.8 mm Short	70-1071-SRG0016	\$55
	Surgical Drill Ø3.8/3.4 mm Long	70-1071-SRG0018	\$55
	Surgical Drill Ø3.8/3.4 mm Short	70-1071-SRG0020	\$55
	Surgical Drill Ø4.4/3.8 mm Long	70-1071-SRG0022	\$55
	Surgical Drill Ø4.4/3.8 mm Short	70-1071-SRG0024	\$55
	Surgical Drill Ø4.9/4.4 mm Long	70-1071-SRG0026	\$55
	Surgical Drill Ø4.9/4.4 mm Short	70-1071-SRG0028	\$55
	Screw Tap Ø5.2 mm	70-1071-SRG0033	\$55



GLIDEWELL DIRECT

CLINICAL AND LABORATORY PRODUCTS

888-303-3975 • www.inclusivedental.com

INCLUSIVE® Tapered Implant System Drilling Protocol (5.2 x 13 mm)



Ø1.5 mm
Lance Drill



Ø2.3/2.0 mm
Pilot Drill



Parallel
Pin



Ø2.8/2.3 mm
Surgical Drill



Ø3.4/2.8 mm
Surgical Drill



Ø3.8/3.4 mm
Surgical Drill



**Final Drill
Soft Bone**
Ø4.4/3.8 mm
Surgical Drill


















**Final Drill
Dense Bone**
Ø4.9/4.4 mm
Surgical Drill

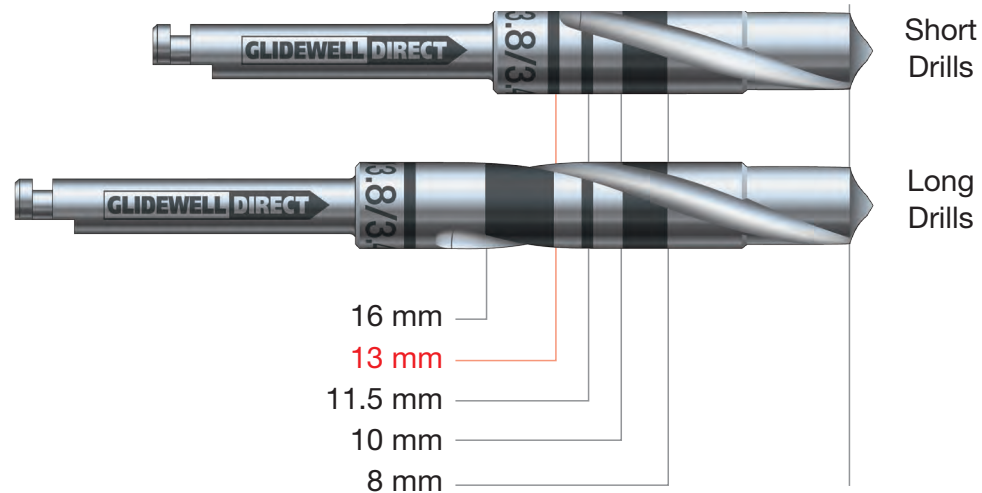


**Optional
Dense Bone**
Ø5.2 mm
Screw Tap



Ø5.2 x 13 mm
Inclusive
Tapered Implant

	DESCRIPTION	CODE	PRICE
	Lance Drill Ø1.5 mm	70-1071-SRG0030	\$35
	Pilot Drill Ø2.3/2.0 mm Long	70-1071-SRG0007	\$55
	Pilot Drill Ø2.3/2.0 mm Short	70-1071-SRG0009	\$55
	Parallel Pin	70-1071-SRG0005	\$15
	Surgical Drill Ø2.8/2.3 mm Long	70-1071-SRG0011	\$55
	Surgical Drill Ø2.8/2.3 mm Short	70-1071-SRG0013	\$55
	Surgical Drill Ø3.4/2.8 mm Long	70-1071-SRG0015	\$55
	Surgical Drill Ø3.4/2.8 mm Short	70-1071-SRG0016	\$55
	Surgical Drill Ø3.8/3.4 mm Long	70-1071-SRG0018	\$55
	Surgical Drill Ø3.8/3.4 mm Short	70-1071-SRG0020	\$55
	Surgical Drill Ø4.4/3.8 mm Long	70-1071-SRG0022	\$55
	Surgical Drill Ø4.4/3.8 mm Short	70-1071-SRG0024	\$55
	Surgical Drill Ø4.9/4.4 mm Long	70-1071-SRG0026	\$55
	Surgical Drill Ø4.9/4.4 mm Short	70-1071-SRG0028	\$55
	Screw Tap Ø5.2 mm	70-1071-SRG0033	\$55



GLIDEWELL DIRECT

CLINICAL AND LABORATORY PRODUCTS

888-303-3975 • www.inclusivedental.com

INCLUSIVE® Tapered Implant System Drilling Protocol (5.2 x 16 mm)



Ø1.5 mm
Lance Drill



Ø2.3/2.0 mm
Pilot Drill



Parallel
Pin



Ø2.8/2.3 mm
Surgical Drill



Ø3.4/2.8 mm
Surgical Drill




Ø3.8/3.4 mm
Surgical Drill



**Final Drill
Soft Bone**
Ø4.4/3.8 mm
Surgical Drill


















**Final Drill
Dense Bone**
Ø4.9/4.4 mm
Surgical Drill

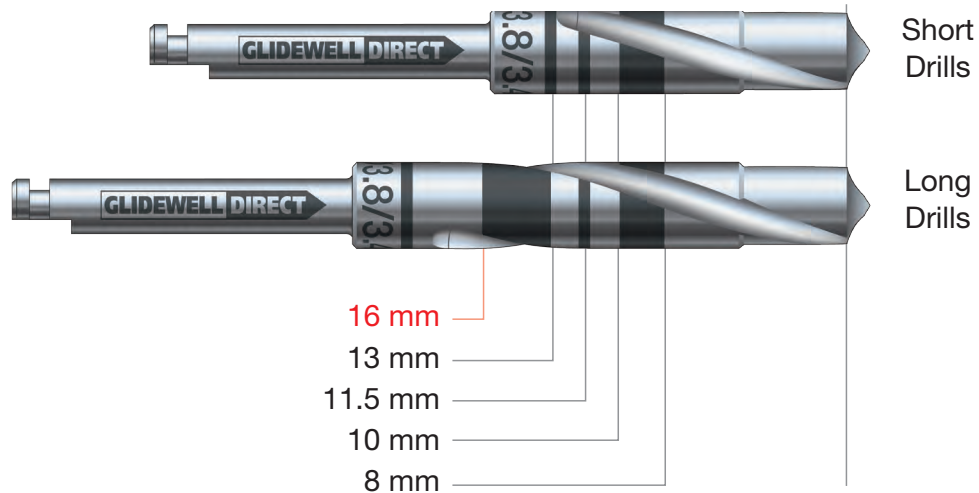


**Optional
Dense Bone**
Ø5.2 mm
Screw Tap



Ø5.2 x 16 mm
Inclusive
Tapered Implant

	DESCRIPTION	CODE	PRICE
	Lance Drill Ø1.5 mm	70-1071-SRG0030	\$35
	Pilot Drill Ø2.3/2.0 mm Long	70-1071-SRG0007	\$55
	Pilot Drill Ø2.3/2.0 mm Short	70-1071-SRG0009	\$55
	Parallel Pin	70-1071-SRG0005	\$15
	Surgical Drill Ø2.8/2.3 mm Long	70-1071-SRG0011	\$55
	Surgical Drill Ø2.8/2.3 mm Short	70-1071-SRG0013	\$55
	Surgical Drill Ø3.4/2.8 mm Long	70-1071-SRG0015	\$55
	Surgical Drill Ø3.4/2.8 mm Short	70-1071-SRG0016	\$55
	Surgical Drill Ø3.8/3.4 mm Long	70-1071-SRG0018	\$55
	Surgical Drill Ø3.8/3.4 mm Short	70-1071-SRG0020	\$55
	Surgical Drill Ø4.4/3.8 mm Long	70-1071-SRG0022	\$55
	Surgical Drill Ø4.4/3.8 mm Short	70-1071-SRG0024	\$55
	Surgical Drill Ø4.9/4.4 mm Long	70-1071-SRG0026	\$55
	Surgical Drill Ø4.9/4.4 mm Short	70-1071-SRG0028	\$55
	Screw Tap Ø5.2 mm	70-1071-SRG0033	\$55



GLIDEWELL DIRECT

CLINICAL AND LABORATORY PRODUCTS

888-303-3975 • www.inclusivedental.com